

# PENELOPE'S NEWS



October 2014

The newsletter of the Ottawa Valley Weavers' and Spinners' Guild

Marianne Heggteit.....*Board Chair*  
Sayward Johnson.....*Board Vice Chair*  
Kelly MacGregor.....*President*  
Kathleen Schwass.....*Treasurer*  
Ruth Cooper.....*Corporate Secretary*  
Ann Sunahara.....*Studio Manager*  
Elizabeth Watt *Education Coordinator*

## President's Message

Wow! What an organization! What a guild! Sixty-five years young and still moving full steam ahead!

The celebration on Saturday, September 20<sup>th</sup> was just superb. There was no ridiculous fanfare. There was lots of good solid representation from members of the excellent work we do. The walking wheels were a huge draw, located in the centre of the room. There were children's activities and many members demonstrating their love of their craft. There were posters, a slide show, the 100-inch loom. There was fluff and fibre everywhere! Politicians came. Little people were there with their big people.

For the members portion in the afternoon there was a fun group that turned out to celebrate. Divine it was that Dorothy Moore, 91 years young, a founding member, arrived just at two o'clock as I was launching that portion of the day. She brought with her some old records she had to add to our archives. She reminded us of a National Film Board item that featured the Ottawa guild. We were going to order it but realized we have it somewhere in our library stash of stuff.

Many thanks to the lead organizer for the anniversary event, Bernadette Quade. Also many thanks to the numerous others who made huge and smaller contributions to the day. It takes many hands to make light of the work – Thank you!!

Sixty-five years young! What will you add to the guild in the next sixty-five years? Please sign the anniversary banner some time over the next year. Will you become an instructor? Will you play a significant role as a Coordinator or an Executive member? Will you have your own booth at the Exhibition and Sale or help out with the Guild booth or the Co-op booth? In one year, in three years, in five years; what will you contribute to your guild? How will you grow in your fibre work?

And for this year, 2014, are you ready for the annual Exhibition and Sale at the Glebe Community Centre? Do you have your Raffle tickets to sell? Did you see the blanket, woven by members on the 100-inch loom? Or the handspun shawl?

## In this issue

|   |       |
|---|-------|
| President's Message.....                | p. 1  |
| Announcements.....                      | p. 2  |
| Fibre Poker.....                        | p. 4  |
| Ex and Sale News.....                   | p. 5  |
| Local Events.....                       | p. 6  |
| Article: Spinning Loom Waste .....      | p. 7  |
| 65 <sup>th</sup> Anniversary Party..... | p. 9  |
| Marketplace.....                        | p. 11 |
| Last month's show & tel.....            | p.12  |
| September meeting minutes.....          | p. 14 |

## Meeting Info

***This month's meeting:***  
Monday October 6th, 2014 at  
7.30pm

### ***Program:***

Show and Tell & Fibre Poker

### ***Next meeting:***

Monday, November 3rd, 2014,  
at 7.30pm

What cool prizes! Tell your friends and colleagues. Give them a bookmark to remember the date. Take a turn at a demo spot or the guild table. Be there!

Are you going to be next year's lead on the Exhibition and Sale? Anne Middleton is retiring from this position and a new lead is needed. Speak to Anne directly about this position, or to any Executive member. It's time for Anne to pass the torch...to you?

Are you going to be the next Studio Manager? As stated in last month's newsletter, the position has changed and has been reduced in order to make it more manageable. Speak to me directly with your questions about this position.

Kelly

## Announcements from guild coordinators

### Studio

#### Food near the Studio

In addition to the DQ -- Dairy Queen to us older persons -- across the street, there is an Indian Restaurant at 408 McArthur, called the Golden India. The owners are offering Heartwooders a Lunch special at \$6.99 for three items.

Just let them know that you are from Heartwood for the special and they will have you pick three items from the buffet.  
OVWSG members are Heartwooders too!

The Stop and Shop at 412 McArthur next to the Golden India also has lunch items: snacks, cookies, brownies, baklava, and cheese and beef pastries.

Ann Sunahara



### Ex and Sale Coordinator

All booths are taken, many thanks to Judy Kavanagh and Janet Whittam for helping to find vendors.

At the Oct meeting there will be a form circulating asking for volunteers to help set up the show, distribute surveys, take down, and man the guild information and workshop booths. Please check your schedules and come prepared to signup for a two-hour shift. We are still seeking help from a person willing to coordinate the volunteers for the event.

There will be a meeting for vendors in the community room of Heartwood house from 11:00 to 1:00 on Saturday October 18<sup>th</sup>. We will be finalizing the brochure at that time and check listing final details for the show. Hope you can make it.

Anne Middleton



## Membership

### Welcome to new members!

Janet Gunter

Laurie Holcombe

Kelly Campbell

Christine Gagne

Jennifer Hill

Lynne Toll

Marie-France Gosselin

Vicki Leightizer

Alison Manning

Lindsay McKeever

Brenda Solman

Jeanette Corlett-Black (Family)

Jacqueline Russell

Heidi Boraks

Catherine Latimer

Jennifer Pierce

Carmen Deschene (returning after an absence)

Carmen Bohn

Brenna Cook (returning after an absence)

Evelyn Wainewright

Laura Franks

## Yarn Convenor

### Member discounts

Being an OVWSG member has its perks: showing your membership card gets you a 10% discount on regular priced items at Wabi Sabi and Wool 'n Things.

### Yarn News from Your Yarn Convenor A.K.A Yarn Enabler

New sample cards are in from Camilla Valley Farm: UKI cotton, Tencel and cottolin. The rug yarn card in on backorder. We also have cards from Brassard, Jane Stafford and the Silk Tree (now Sanjo Silk).

The UKI cotton order is due at the October meeting. Please email me at [jzdunich@gmail.com](mailto:jzdunich@gmail.com) ahead of time to find out details.

The Jane Stafford yarn order (all yarns but yarn only) will be collected at the November meeting. [http://store.janestaffordtextiles.com/index.php?\\_a=category&cat\\_id=3](http://store.janestaffordtextiles.com/index.php?_a=category&cat_id=3)

Keep those yarn donations coming. We raised \$260 from the yarn sales at our last meeting! I have new yarn to put out at the October meeting.

## Library

Library opens at 5pm on the meeting Monday. Please bring your library materials back well before the meeting. The library closes 15 minutes before the meeting starts so we have a chance to clean up and get to the meeting too.

If you cannot make the meeting please email or call the librarians to have your items renewed for a month. If you forget the Library fine is 1.50 per item per month. you may borrow up to 4 items at a time.

You can check out what is in our library on our web site

[http://www.ovwsg.com/?page\\_id=19](http://www.ovwsg.com/?page_id=19)

If you open the PDF file of the Subject Catalog (<http://ovwsg.com/assets/ovwsg-library-feb-2013.pdf>) you will find more information about the library and how to fill out library cards.

The Library can become quite crowded before the meeting. Please drop your coat etc. at your chair in the meeting room then come visit the library. We would love to see you!

All for now. Jan

Did You Know? The first item purchased for our library was a 2-year subscription to Loom Music? You can see why they chose that publication for your self by looking at it in the Magazine section of the library.



## Other announcements

### Fibre Poker

The Fibre Poker Challenge - I hope you have all been busy interpreting your cards into something dyed, spun, woven, knit, kumihimoed, basketed or felted. Please bring your cards and masterpiece(s) to the September meeting. Also please prepare a **very** short explanation of your process to share as part of the program. Failures are welcome too - after all it is part of the learning process. Looking forward to seeing the creations!

Shirley Browsky

### Arachne's web: An Ancient Greek Myth

Arachne was the daughter of a dyer who gained repute for her weaving and embroidery. Even the Nymphs were in awe at her talent and she quickly gained the reputation of having learned from Athena herself who was the patron of spinners and embroiderers. Since Arachne could not bear to attribute her talent to anyone but herself, she challenged Athena to a contest. Athena tried to warn her to behave more modestly lest she face the goddess' wrath. The contest began and Athena's tapestry depicted the twelve Olympian gods and the defeat of mortals who had dared defy them. Arachne's theme was the love affairs between gods and mortals: Zeus and Europa, Zeus and Danae and many others. Arachne's work was perfect but Athena tore up the tapestry and struck the girl with her shuttle. In her desolation, Arachne hanged herself. However, Athena did not let her die but transformed her into a spider so she could continue to spin and weave.

Julie Z.

## Ex and Sale News

### Raffle

Hello members! Thank you to everyone who has taken tickets to sell and who has purchased tickets to date. So far the amount of cash returned indicates that 17% of our tickets are sold. We have a long way to reach 100%. I will be at the October meeting to accept sold tickets and money, as well as to give out more tickets to members.

I am also looking for volunteers to help out at the raffle ticket table at the Ex and Sale. This table is used to sell raffle tickets and to ask visitors to fill out our questionnaire. Ideally, we would like to have two volunteers staffing the table at all times during the 3 days of the sale. As a reminder the show dates and times are as follows: Friday Oct 31st between 4-8 pm, Saturday Nov 1st from 10 am to 5 pm and Sunday Nov 2nd from 10 am to 4 pm. This gives us 16 two hour shifts, and 2 one hour shifts. I will have a Raffle Table Volunteer sign up sheet at the meeting. Please add your name to a shift that fits your schedule.

Finally, please be aware, **all stubs and money needs to be returned by the draw date of November 2nd**. If you are not able to return your outstanding tickets at the Ex and Sale, please contact me so we can make alternate arrangements. My email is [carlene@paquettefamily.ca](mailto:carlene@paquettefamily.ca) and my phone number is 613-839-0133.

Thanks in advance for your help. It is appreciated.

The following photo shows the three raffle prizes on display at the Guild 65th Anniversary Party on September 20th. Of course the items look much better in person, but this picture provides an overview of our prizes. On the right is our First Prize, a wool blanket woven on the 100" loom. Second Prize is a handspun handmade shawl that is laid out on the table. And Third Prize is a terrific basket of handmade items shown on the right/rear of table.






## Local Events

Laura Sheppard



Sayward Johnson



La Fab - Chelsea Arts, Culture and Heritage Centre

Tuesday to Friday: 11:00 am to 6:00 pm

Saturday: 9:00 am to 5:00 pm

Sunday: 1:00 pm to 5:00 pm

212, Old Chelsea road, Old Chelsea, Quebec

<http://www.culturechelsea.ca/>

Vernissage: Oct 9th, 5-7pm Exhibition Dates: Oct. 9th - Oct. 26th


NORTH GRENVILLE HISTORICAL SOCIETY



**SPINNING**

THE TALE OF HORTON ROW AND HIS KEMPTVILLE WHEELS  
PRESENTED BY GORDON MOAT

OCTOBER 8, 2014; 7:00 PM  
AT THE COURT HOUSE  
15 WATER STREET, KEMPTVILLE  
NO ADMISSION CHARGE



## Spinning Loom Waste

By Heidi Petersen

This is a story of a long road.

I had some wool using space in my workroom that I couldn't figure out what to do with: a few unfortunate fleeces purchased sight unseen from farmers of short-stapled wool so loaded with vegetable matter it made me want to cry. At 2 1/2 inches, I couldn't comb it, and it was so bad I didn't even want to make felt with it. What do these farmers let their sheep get into, my goodness? But this was nice wool – Polwarth, Rambouillet, Corriedale – I didn't want to just chuck it, but I was starting to think I probably would. I had 10 pounds of the stuff and only so much room. So it sat in bags in my workroom looking at me balefully, and I would look right back at it with threatening faces.



One day it crossed my mind I could take it to Hidden Touch Yarns in Osgoode (owned by a member of our Guild, although I didn't know it at the time) to have it made into a rough roving. Wow, much easier than doing it myself, and although I would miss the hands-on preparation, at least I would have something I could work with. I also got a few pounds of merino thrown in to round it out. Now in my workroom I had two gigantic bags of white roving looking at me, and I would look right back at it, thinking, "Now what?"

I spun a few skeins of yarn, but there was still a lot of VM and it was very painstaking to remove it all and made kind of a mess of what was rough roving to begin with, so it was difficult to spin anything like a smooth yarn. That doesn't have to be the end of the world, but it did coach my ideas on what I would do with all this wonderful wool.



I started thinking about spinning something to weave with. I've woven with handspun before and I really love it. It's a great feeling to take yarn I've spun that extra step. But I've always used commercial warp. Now, with 10 pounds of this roving keeping me company in the



evenings, I started thinking about spinning something I never thought I'd ever make: loom waste. The very words make me cringe. Every inch of what I spin is special to me – am I really ready to spend that kind of care and time creating yarn that's going to be cut off and possibly (don't even say it out loud) discarded?

But once I started thinking about it, I couldn't stop. I was pretty sure I had enough to make a blanket, based on the yardage of the skeins I'd already spun. Now it was just a matter of deciding what my blanket was going to look like – given all the colours in the the many, many patterns for four are around. Then the business of wool to dye of each colour in how much yarn of each colour in it, which is all math and that's fun too. Then it's all up to the spinning fairies to decide if I'm going to get a blanket at the end whole lot of nothing.



amazing fun rainbow and shafts there how much order to spin order to weave weaving and of all this or a

I was lucky enough to get the Anne Dixon *Handweaver's Pattern Directory* for Christmas a few years ago, which I like for many reasons, including the exploration of colour combining in the warp and weft and what it can do for a pattern. My pattern choice was inspired by her book, as was the border stripe design.



I am a purple-loving person, so there's not a whole lot I do without including that colour, although the palette I chose was more red and fuchsia – possibly influenced by the Dixon pattern, but also because red is warmer and I was making a blanket. I dyed the fleece in small batches in my slow cooker. I like slow-cooker dyeing not only because the fleece doesn't get disturbed or felted, but it also doesn't dye perfectly evenly so when you spin it out it has a hand-painted effect. And no, I don't use the slow cooker to feed my family anymore! I only take it to potlucks. Ha, ha. Really.

So then I was in for a lot of I had to do a lot of picking and dreamy blanket waiting for me time. I started to feel like a skein. But one day a good eight washed and hung. I checked my operation in itself) and went on



spinning. Because it was pretty VM-ish roving, cleaning throughout. But there was this at the far end, so spin I did, one colour at a production spinner spitting out skein after months after I started, the last skein was yardage one last time (a time-consuming to the next step.

My first time winding a warp of Yes, it was a great feeling. I don't know if I'll ever have it again, so I'm trying hard to keep close what it felt like not only in my hands as the soft yarn was running through my fingers, but in my eyes as I saw the colours coming together at last and in my heart as I wound it on my grandmother's warping mill. I would have loved to share it with her.



My loom is a 45-inch Fanny, so I wound one loooong warp to weave my queen-sized blanket in three panels. For some reason my grandmother's raddle is only 36 inches wide, so thank you, Guild, for having a 45-inch raddle that I could rent over the summer. The weaving went much faster than the spinning and was marvelous fun. A great experience! I loved seeing the colours coming together.



And yes, I screwed it up by losing track of where to put the border stripes on the third panel. (But if I didn't screw up somewhere, it wouldn't really be me.) And because of the stress being put on the handspun warp, I didn't want to cut out six inches and reweave it, so I chose instead to make a contrasting centre panel. No one would ever know it wasn't the plan all along. Wa-ha-ha!

Then came the Day of the Loom Waste, when I cut the blanket off the loom and saw my dangling lengths of handspun that I'd driven home from Osgoode and dyed and picked clean and spun and washed. I think the excitement of taking the weaving off the loom carried me through the heartbreak. Still, I saved it all. It's going to sit in a bag forever probably, but in the meantime I'll feel better about it by pretending I'm going to amalgamate it into a felting project.



Then I was sewing the panels together and discovering I'd screwed up a bit on the math for that contrasting centre panel so the border stripes weren't precisely centred (yes, I did say I liked math – I didn't say I was good at it) so ultimately my blanket came out looking a bit eccentric but I'm okay with it. It's warm and soft and I love the colours and how about that I made it out of that bag of stuff I was going to throw away so yippee, etc., etc., etc. So that's how I spent the last year of my



life – pouring my heart and soul into making 10 pounds of unuseably dirty fleece into something nice, and ignoring some amazing clean beautiful fleece I have hanging around my house feeling left out. But last week the weather turned conveniently chilly and now it's on the bed. Yay!



# OVWSG 65<sup>th</sup> Anniversary Party


The Ottawa Valley Weaver's and Spinner's held our 65<sup>th</sup> Anniversary party on Sept 20<sup>th</sup>. We were pleased to have Mathieu Fleury join us in the morning. M. Fleury is Counsellor for Ward 12. In the afternoon Peter Clark Counsellor for Ward 13 dropped in for a brief visit. OHS Past President Liz Bevens joined us for much of the day and was able to reconnect with some of her old friends here.

Thank you for the teamwork that made this event successful and fun.

Bernadette







# Marketplace

The Marketplace portion of the newsletter is used to promote and assist its members. **Current members of the OVWSG can advertise at no charge.** Some restrictions may apply as to space availability and file restrictions.

For Non-Members: \$15.00 for the first 25 letters. \$0.28 for each additional word. \$2.00 per image. Contact Natalie at [marketplace@ovwsg.com](mailto:marketplace@ovwsg.com) or [newsletter@ovwsg.com](mailto:newsletter@ovwsg.com)

## For Sale

45" LECLERC 4 harness Jack loom with bench and extras \$350

Robidoux Spinning Wheel \$150

Natalie Webb  
[snwebb@primus.ca](mailto:snwebb@primus.ca) 613 224-5531



## Wanted

I am looking for a copy of Helene Bress' "Inkle Weaving". Also let me know if you have other books on the topic or an inkle loom collecting dust. You can reach me at [jzdunich@gmail.com](mailto:jzdunich@gmail.com)

Julie

## For Sale

36" Leclerc Fanny Loom For Sale by Guild \$300  
Disassembled but Complete with one 12-dent reed  
Same model as illustrated below (Weaver not included)  
Contact: [equipment@ovwsg.com](mailto:equipment@ovwsg.com)



## For Sale

27" Leclerc Mira Loom For Sale by Guild \$300  
Complete with 12-dent reed  
Contact: [equipment@ovwsg.com](mailto:equipment@ovwsg.com)





## Show & Tell

Kathleen's scarf



Anne's shawl



Patti's yarn



Carlene's runner




Elizabeth's socks



Ann's hat



Jean's shawl



Carole's batts



Samantha's yarn



Mandy's scarf



Alison's saori weaving



Natalie's scarf



Julie's painted warp



Christine's yarn



Gord's yarn



Judy's spindle



Jan's art yarn



# September meeting minutes

## General Membership Meeting September 8th, 2014

7:30 pm, Heartwood House

Chair: President Kelly MacGregor

Chair welcomed all old and **new members** and any **guests**.

### **Business:**

- Opportunity offered to tour space at break time.
- Fiber Poker delayed until October
- All encouraged to read newsletter.
- Ann McElroy requested any member's websites to put on Guild site.
- 1 booth left for Ex & Sale. Anne Middleton would still like someone to shadow her this year and take over Coordination next year. Team is already in place. Just needs help coordinating them, and arrange and pre and post-sale meetings. It is a great opportunity to meet lots of great fibre artists.
- Carlene Paquette has printed 2001 tickets (3 for \$5) and need them all sold to raise \$3000. This will help keep classes affordable.
- The shawl and 100" blanket were shown as prizes for the raffle.
- Kathleen Schwass would like volunteers for the co-op table for the Ex and Sale. When selling textile crafts, 10% of the profits go back to the guild. 12 people have already signed up.
- The goods need to be juried before the day of the sale. Articles that have already been juried for one craftsman in the past, do not need to be re-juried this year.
- Carole Stuart is organizing the Ex and sale window display at Wabi Sabi. Send contributions to her. The window will stay up until October 29<sup>th</sup>.
- Demos have done well. The Ottawa library demos are all booked except one.
- Bernadette Quade has the food and cake all ordered for the 65<sup>th</sup> Birthday. From 10 – 1:30, the public will tour and then from 2-4, guild members and VIPS will enjoy food and cake. There will be fibre prep, spinning, weaving and kumihimo demos. If enough people, Judy Golforth will do wet felting with children. Marc Fleury and Peter Clark attending. Jim Watson cannot attend.
- Laurie Harkin-Chiasson has 14 new members and 1 returning after absence, this month.
- Elizabeth Watt will have 2015 schedule ready for Friday of the Ex and Sale. If there is more than 1 workshop arranged for the same weekend, we will rent another classroom from Heartwood House. "By demand" workshops also available if enough interest is generated for them.
- Alison James requests that people tell her if any equipment that they use needs repairs. Please return equipment the way you found it, with all the pieces.
- The Studio Manager position is available. Anyone interested, please contact the executive. The 36" Fanny and 27" Mira looms are for sale.
- Nancy Gauthier, our weaving rental coordinator, has new forms for rentals.
- Linda Beaudoin, our spinning rental coordinator, can be reached at [spinningrental@ovwsg.com](mailto:spinningrental@ovwsg.com)
- The rental period is 1 month. With a deposit, one can rent for 3 months at a time. The deposit cheque is kept and returned uncashed, when the equipment is returned in good order.
- Jan Scott, our librarian, has two new magazines, German "Filzfun" and American "Complex Weavers" Journal.



- Julie Anne Zdunich is making a yarn order for cotton and silk. Contact her if interested. There is yarn samples on the tables for sale for a donation. With extra acrylic yarn, any interested guild member can make Linus blankets for CHEO. These are comfort blankets for children at the hospital. They should have no fringe, be colourful and be machine washable.

**15 Minute Break for Refreshments.**

**SHOW and TELL:**

|                    |   |
|--------------------|---|
| Kathleen Schwass   | Dark blue shadow weave scarf, from silk, alpaca and merino yarns. Magnetic sheet on cork to hold paper pattern and metal ruler for guide. |
| Christine Turnbull | Sample skeins from carding class  |
| Elizabeth Watt     | Socks, with cat outline in shadow knitting.   |
| Samantha Van Noy   | Hand-dyed and handspun yarns  |
| Carole Stuart      | Doffer and Batts  |
| Natalie Shumovsky  | Scarves of Noro wool, lace weave and alpaca/silk mixture.   |
| Carlene Paquette   | Weaving, using pin looms and rigid heddle woven runner.   |
| Mandy Heggveit     | Crackle weaving, using tencel yarns   |
| Patti Hennesey     | Spinning of Cheviot-Dorset yarn and old bobbin and flyer.   |
| Anne Middleton     | Silk Knitted Shawl  |
| Jean Sharp         | Green shell-lace knitted shawl  |
| Gord Moat          | Yarn spun on Pendulum wheel   |
| Ann McElroy        | Woolly ram's head hat   |
| Jan Scott          | Over-twisted coiling spinning technique   |
| Julie Anne Zdunich | Painted warp workshop with J. Rygiel. Massaged dye into yarns.  |
| Judy Kavanagh      | Turkish spindles and card weaving.  |
| Ann Sunahara       | Haida Gwaii trip & Vancouver Textile Symposium (Maiwa Symposium – Sept.-Nov.)<br>Haida cloaks – goats' wool around spruce root core.      |
| Alison James       | Wool warp and cotton, wool weft of weaving on Saori loom. (20 yds.)   |

Meeting Adjourned at 9:20 pm.

**NEXT GENERAL MEETING ON MONDAY, OCTOBER 6th**